

THANKSGIVING RACE TO THE NEW WORLD

Thanksgiving Race to the New World is a dice game played on the 100 square to help develop children's reading and counting skills with numbers up to 100. The aim is to be the first player from England (number 1) to the New World (number 100).

You can choose which board you wish to play the game on:

- *Version 1 (v1) where the game starts with 1 in the top left corner and the numbers 100 is in the bottom right.*
- *Version 2 (v2) where one board starts at 1 in the bottom left corner and goes up to 100 in the top right.*

Age range: 1ST Grade +

Number of players: 1-4

Learning:

- Counting numbers to 100;
- Reading numbers to 100
- Finding missing numbers by counting on one more.
- Doubling numbers from 1 to 6

You will need

- 1 counter per player. Each player needs a different color.
- 1 dice


Instructions





















- Each player starts at number 1 at Plymouth in England.
- Player 1 rolls the dice and then moves forward the number of spaces on the dice.
- If Player 1 moves onto a picture square, then the player has to say what number is hidden under the picture. If they are right then they follow the instructions at the bottom of the board for that picture. If they are wrong, they go back 3 squares.
- The first player to reach 100 and get to the New World first is the winner.

Example of play



- Player 1 rolls a 3 and moves from number 1 onto number 4.
- Player 2 rolls a 4 and moves onto the hat picture. They incorrectly say that it is number 6, so they go back 3 squares to number 2.
- Player 3 rolls a 4 and moves onto the hat picture. They correctly say that the number is 5. So Player 2 moves on to the next picture square which is the maple leaf (number 9).



THANKSGIVING RACE TO THE NEW WORLD v1



1	2	3	4		6	7	8		10
11		13	14	15	16		18	19	20
21	22	23	24	25		27		29	30
31	32		34	35	36	37	38	39	
41	42	43	44		46	47	48		50
51		53	54	55	56	57		59	60
	62	63	64	65		67	68		70
71	72	73		75	76	77	78	79	
81	82	83	84	85	86		88		90
91		93	94	95	96	97	98	99	100

THE NEW
WORLD

	Roll again.
	Move on to the next picture square.

	Move on 3 squares.
	Double your last roll.