

THANKSGIVING COVER UP GAME # 1

This Cover Up game is a game which involves trying to be the first person to cover up all the Thanksgiving items on their grid.

It has an element of luck, but it is a great game for developing quick addition and subtraction fact skills.

Age Range: 1ST Grade +

Number of players: 2

Learning: add and subtract (optionally multiply and divide) with numbers up to 6

You will need:

- 2 Dice
- Each player needs 9 counters of the same color.

Instructions:

- Decide who is going to be Player 1 and Player 2.
- Take turns to throw the dice.
- Use the numbers on the dice and your + and - skills to make a number on one of the uncovered parts of your grid. Older children could also use \times and \div too.
- Example: if you roll a 1 and a 4, you could make 5 ($4+1$), a 3 ($4-1$) or a 4 (4×1).
- Cover up the Thanksgiving picture underneath the number on your grid with one of your counters.
- Tell your partner what number you have made and how you have made it.
- If you can't make a number on one of the uncovered parts of your grid, or you get your answer wrong, your turn is finished - give the dice to your partner.
- The winner is the player who finishes covering up all the Thanksgiving items on their grid first!


Variations:










- Play the game with more players by printing off more game sheets.
- (Quicker game) The winner is the first person who covers up a row of 3 numbers on their grid (horizontal, vertical or diagonal).
- Any player is allowed to cover up any number on **any** grid. When the grids are all covered up, the player with the most counters placed on the grids is the winner.



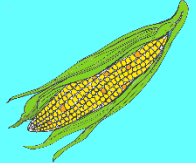



THANKSGIVING COVER UP

GAME #1

Who will be first to cover up and complete their Thanksgiving collection?



PLAYER 1		
4	3	1
		
2	9	7
		
6	8	5
		

PLAYER 2		
10	4	3
		
6	8	5
		
2	0	7
