



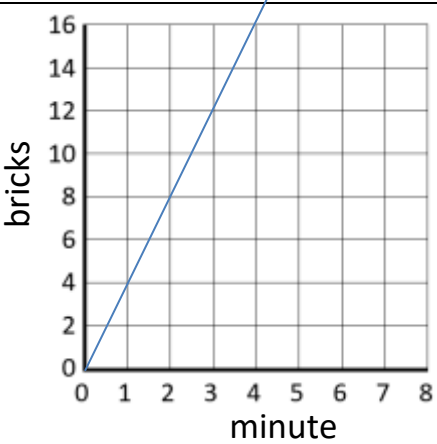
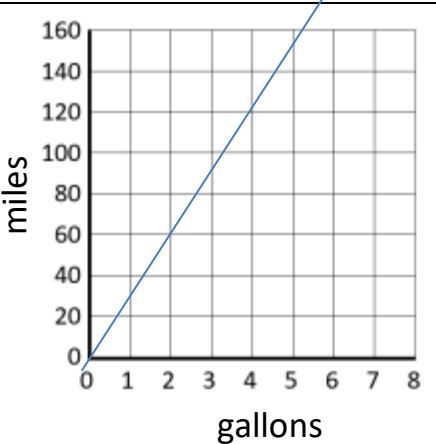
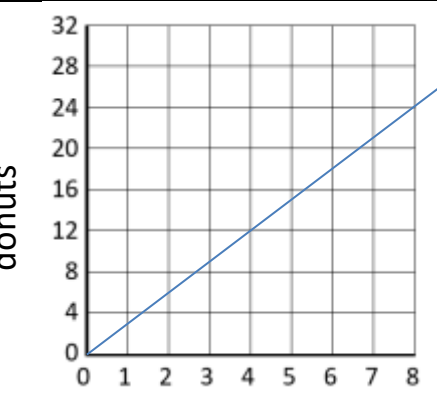
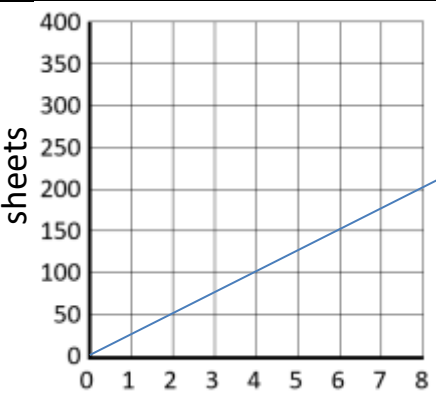
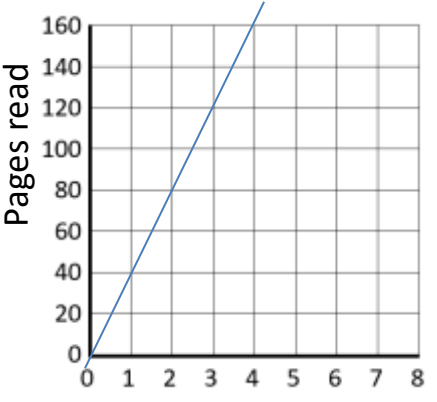
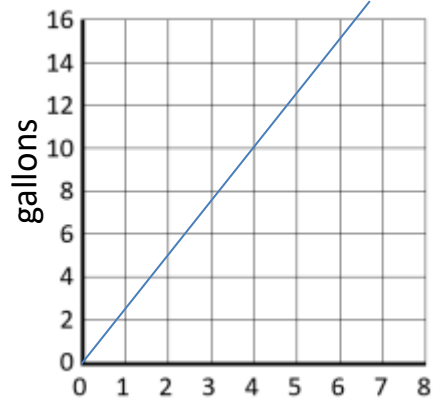
UNIT RATES IN GRAPHS SHEET 6.2

Work out the unit rates that these graphs show. Give your answers to 2 decimal place where appropriate.

1)		4)	
Unit rate is _____ bricks per minute.		Unit rate is _____ miles per gallon	
2)		5)	
Unit rate is _____ donuts/box.		Unit rate is _____ sheets per pack.	
3)		6)	
Unit rate is _____ pages/hour.		Unit rate is _____ gallons per bucket.	



UNIT RATES IN GRAPHS SHEET 6.2 ANSWERS

1)		4)	
Unit rate is <u>4</u> bricks per minute.		Unit rate is <u>30</u> miles per gallon	
2)		5)	
Unit rate is <u>3</u> donuts/box.		Unit rate is <u>25</u> sheets per pack.	
3)		6)	
Unit rate is <u>40</u> pages/hour.		Unit rate is <u>2 ½ (or 2.5)</u> gallons per bucket.	