



Name

Date



ODD AND EVEN NUMBERS TO 1000 SHEET 3

Shade all the **even** numbers to find out which route the mouse takes to get the cheese.

	261	439	738	126	340	148	207
94	347	235	712	643	801	234	332
138	424	761	170	506	247	329	162
93	96	387	413	90	205	724	628
169	174	853	546	272	749	620	423
156	438	851	94	343	277	982	530
82	635	47	610	739	281	207	654
906	234	355	126	828	259	620	356
817	740	223	189	524	91	322	65
623	204	428	836	372	237	78	


Name

Date



ODD AND EVEN NUMBERS TO 1000 SHEET 3 ANSWERS

Shade all the **even** numbers to find out which route the mouse takes to get the cheese.

	261	439	738	126	340	148	207
94	347	235	712	643	801	234	332
138	424	761	170	506	247	329	162
93	96	387	413	90	205	724	628
169	174	853	546	272	749	620	423
156	438	851	94	343	277	982	530
82	635	47	610	739	281	207	654
906	234	355	126	828	259	620	356
817	740	223	189	524	91	322	65
623	204	428	836	372	237	78	