

# MATH SALAMANDERS

## KINDERGARTEN MATH GRAB PACK

### SUMMER EDITION

## ANSWERS



- This is the **answer pack** for our Kindergarten Math Grab Pack Summer Edition.
- We have **lots more free** kindergarten math resources – come visit our site for more!

<https://www.math-salamanders.com/kindergarten-math-worksheets.html>

| CONTENTS |                                            |    |                                   |
|----------|--------------------------------------------|----|-----------------------------------|
| 1        | Place Value up to 25 with Balloons Sheet 1 | 9  | Number Bonds to 10 Sheet 2        |
| 2        | Count and Color to 20 Sheet 2              | 10 | One Less Sheet 4                  |
| 3        | Number Line 0 to 10 Sheet 2                | 11 | Animal Subtraction to 10 Sheet 1B |
| 4        | Identify Coins Sheet 2                     | 12 | Trace the Shape 3                 |
| 5        | Spot the Pattern 3                         | 13 | Add and Subtract within 5 Sheet 2 |
| 6        | Domino Addition Sheet 3                    | 14 | Counting to 25 Sheet 4            |
| 7        | Who Has Most? Sheet 2                      | 15 | Easy as 1..2.. 3... Puzzle        |
| 8        | Count the Shapes 1                         |    |                                   |



Use the link below to give us some feedback on our pack – we are always looking to improve the quality of our resources!

<https://www.math-salamanders.com/math-grab-packs.html>



PLACE VALUE UP TO 25 WITH APPLES SHEET 1 ANSWERS

1)





| tens | ones |
|------|------|
| 1    | 1    |

=

11

2)






| tens | ones |
|------|------|
| 1    | 4    |

=

14

3)

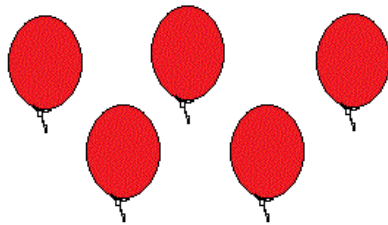



| tens | ones |
|------|------|
| 2    | 1    |

=

21

4)

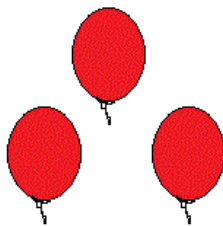




| tens | ones |
|------|------|
| 1    | 5    |

=

15

5)




| tens | ones |
|------|------|
| 2    | 3    |

=

23

# COUNT AND COLOR TO 20 SHEET 2 ANSWERS

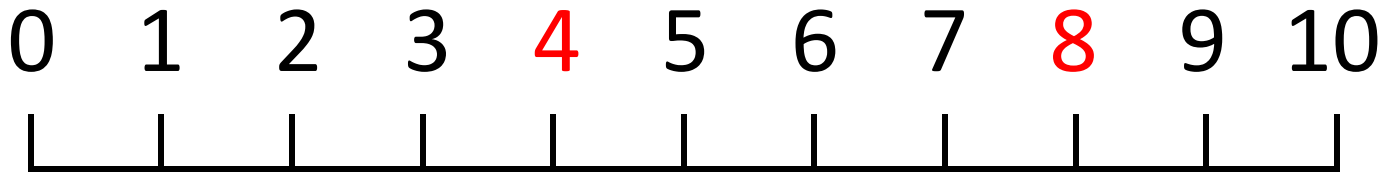
|    | Tens frame | How many? |
|----|------------|-----------|
| 1) |            | 14        |
| 2) |            | 12        |
| 3) |            | 18        |
| 4) |            | 15        |
| 5) |            | 11        |
| 6) |            | 16        |
| 7) |            | 20        |



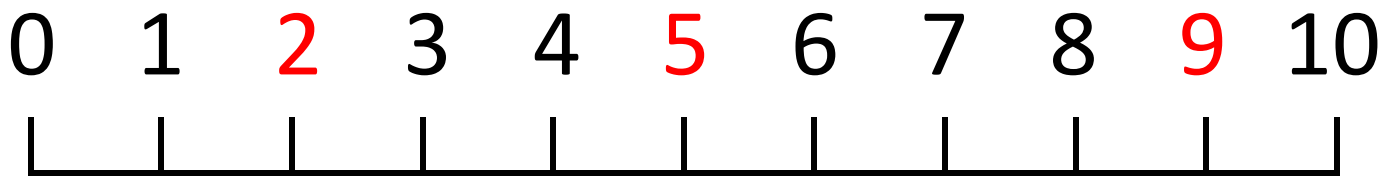
## NUMBER LINE 0 TO 10 SHEET 2 ANSWERS

Write the missing numbers in the number lines.

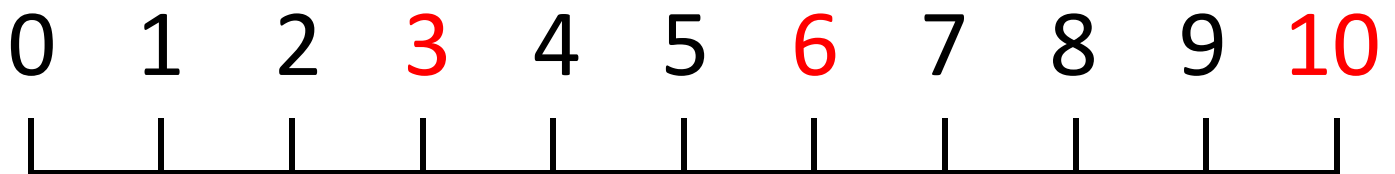
A)



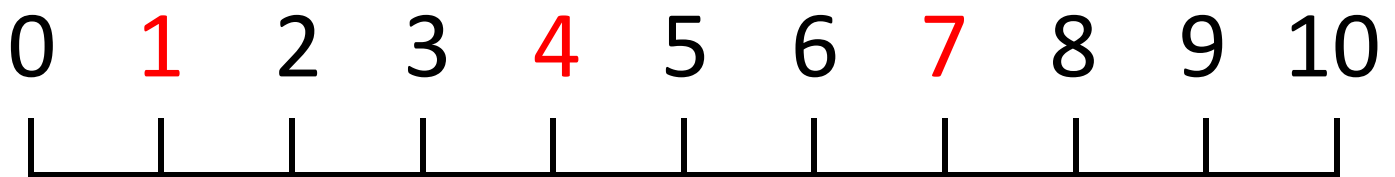
B)



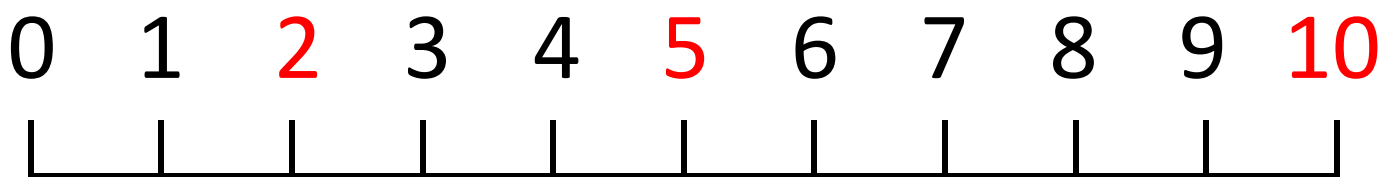
C)







D)



E)



# IDENTIFY COINS SHEET 2 ANSWERS


| quarters                                                                          | red | dimes                                                                             | blue | nickels                                                                            | green | pennies                                                                             | orange |
|-----------------------------------------------------------------------------------|-----|-----------------------------------------------------------------------------------|------|------------------------------------------------------------------------------------|-------|-------------------------------------------------------------------------------------|--------|
|  |     |  |      |  |       |  |        |
| How many?                                                                         |     | How many?                                                                         |      | How many?                                                                          |       | How many?                                                                           |        |
| <u>3</u>                                                                          |     | <u>6</u>                                                                          |      | <u>6</u>                                                                           |       | <u>7</u>                                                                            |        |



# SPOT THE PATTERN 3 ANSWERS

Spot the pattern and then fill in the missing patterns.

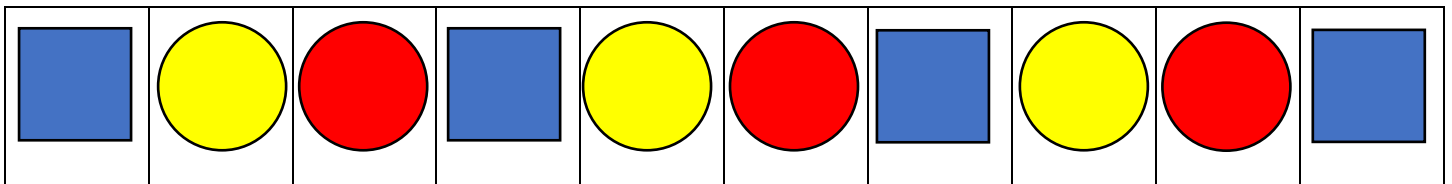
1) Finish off the next 2 faces in the pattern



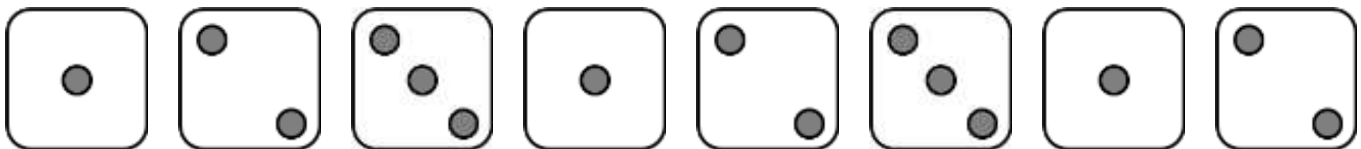
2) Write the next 3 numbers in this pattern.

|   |   |   |   |   |   |   |   |   |   |   |   |   |   |   |
|---|---|---|---|---|---|---|---|---|---|---|---|---|---|---|
| 1 | 2 | 3 | 4 | 1 | 2 | 3 | 4 | 1 | 2 | 3 | 4 | 1 | 2 | 3 |
|---|---|---|---|---|---|---|---|---|---|---|---|---|---|---|


3) Shade the last 2 shapes to finish the pattern.



4) Complete the last 2 dice patterns.



5) Shade the last 3 patterns.

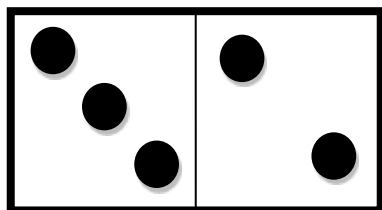


6) Write in the last 2 letters

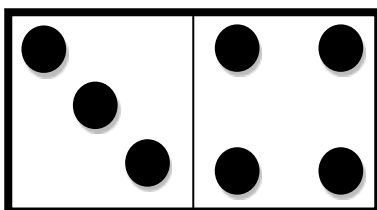
|   |   |   |   |   |   |   |   |   |
|---|---|---|---|---|---|---|---|---|
| X | Y | Z | X | Y | Z | X | Y | Z |
|---|---|---|---|---|---|---|---|---|

# DOMINO ADDITION SHEET 3 ANSWERS

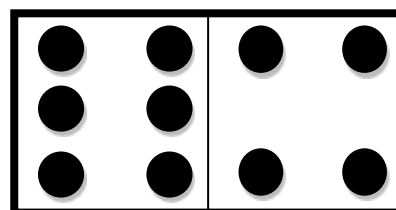
Count the number of dots on each domino and fill in the total.



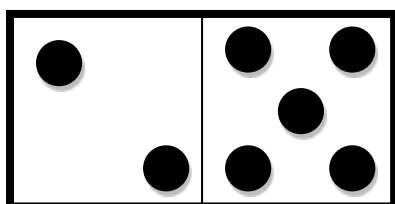
$$\underline{3 + 2 = 5}$$



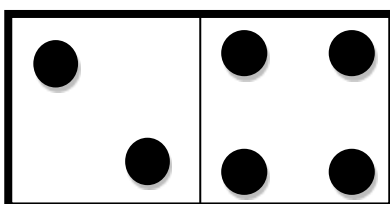
$$\underline{3 + 4 = 7}$$



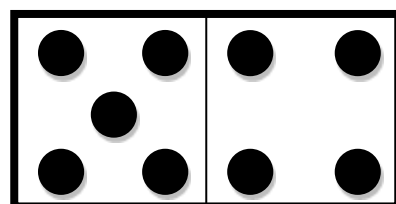
$$\underline{6 + 4 = 10}$$



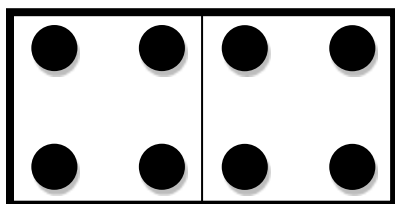
$$\underline{2 + 5 = 7}$$



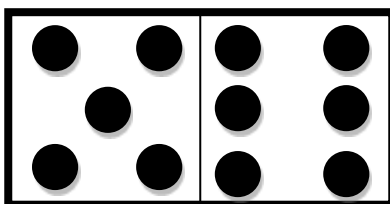
$$\underline{2 + 4 = 6}$$



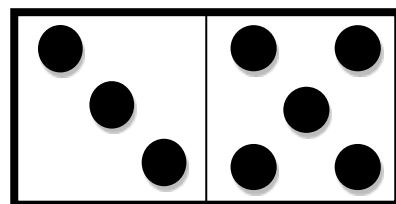
$$\underline{5 + 4 = 9}$$



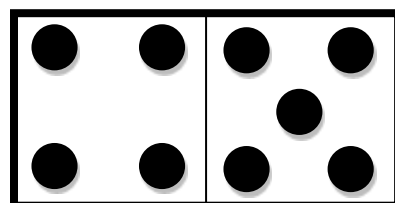
$$\underline{4 + 4 = 8}$$



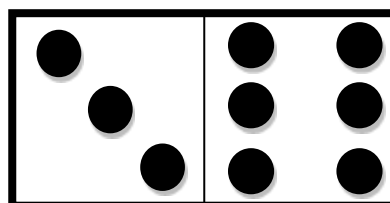
$$\underline{5 + 6 = 11}$$



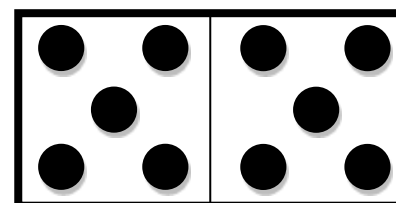
$$\underline{3 + 5 = 8}$$



$$\underline{4 + 5 = 9}$$



$$\underline{3 + 6 = 9}$$






$$\underline{5 + 5 = 10}$$



# WHO HAS MOST? SHEET 2 ANSWERS

1) Shade the tank with the **most** fish blue.



2) Circle the **biggest** number.

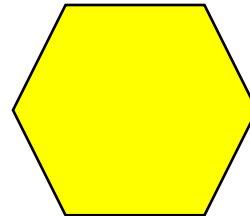
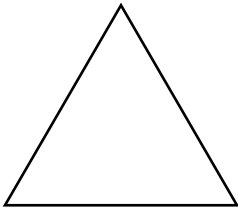
3

4


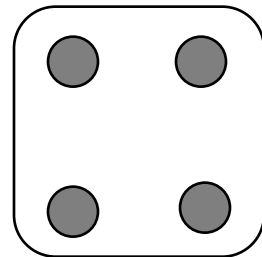

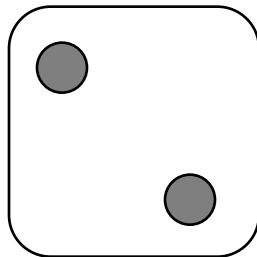

2

5

3) Shade the shape with the **most** sides yellow.

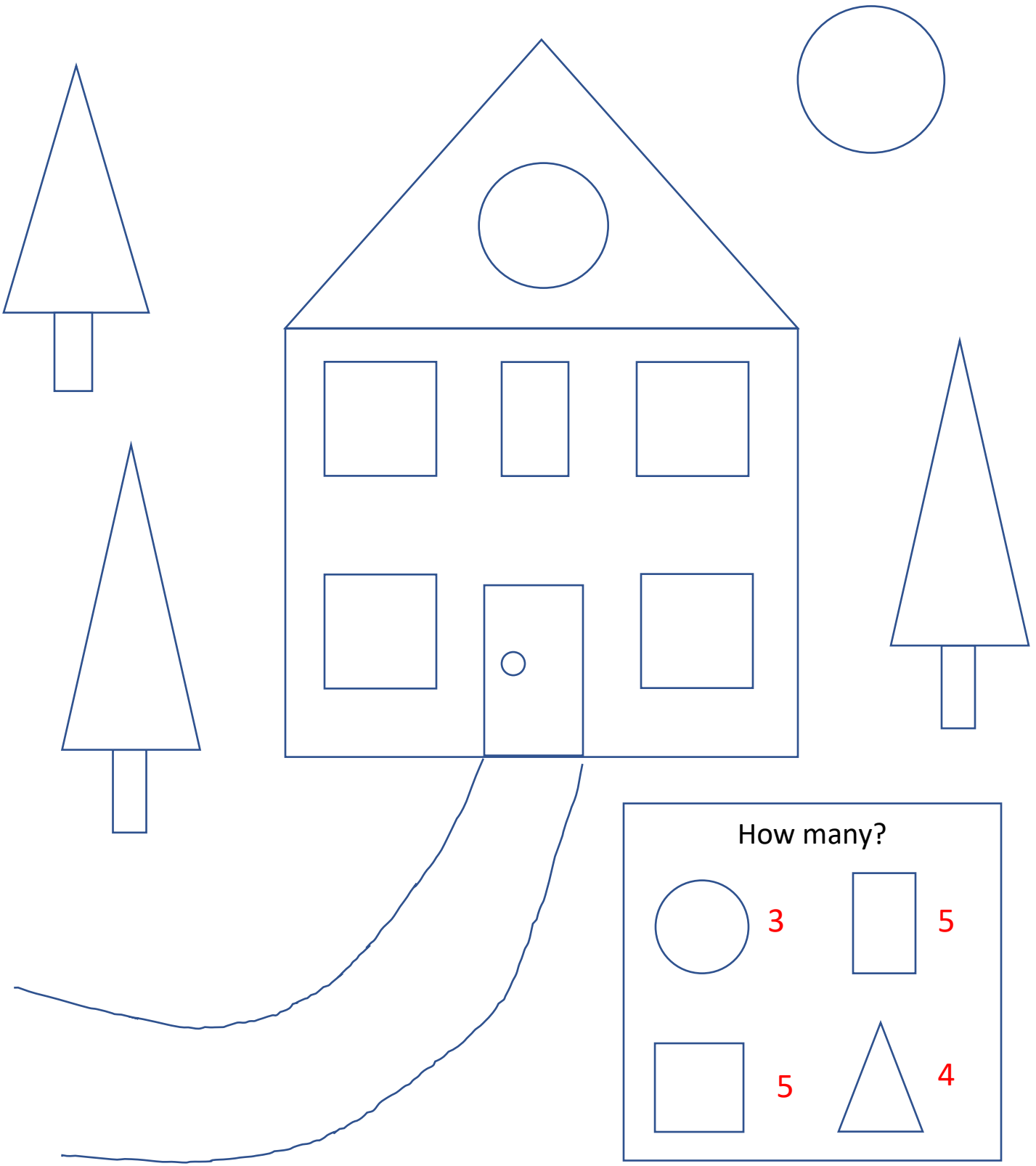


4) Shade the dice with the **biggest** number red.



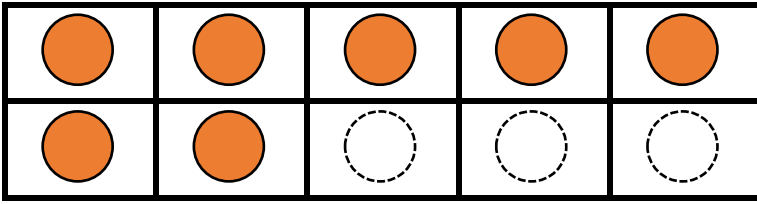


# COUNT THE SHAPES 1 ANSWERS

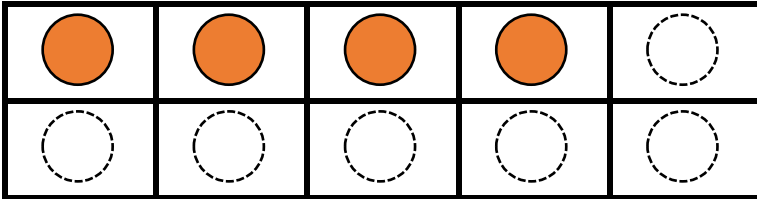


# NUMBER BONDS TO 10 SHEET 2 ANSWERS

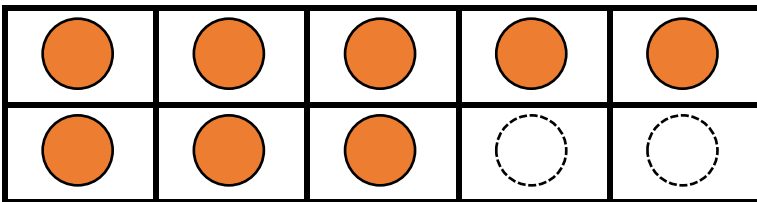
Complete the tens frame to find the missing number to make 10.



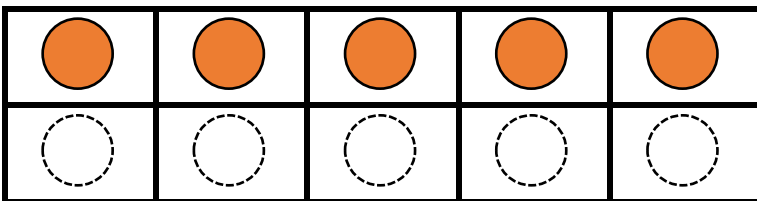
$$7 + 3 = 10$$



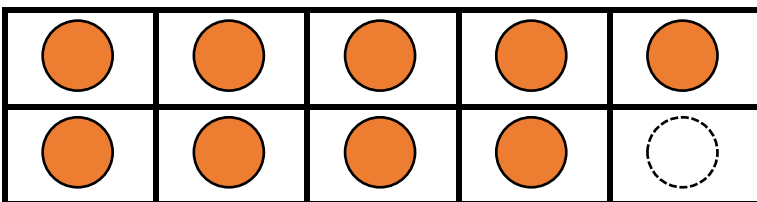
$$4 + \underline{6} = 10$$



$$8 + \underline{2} = 10$$



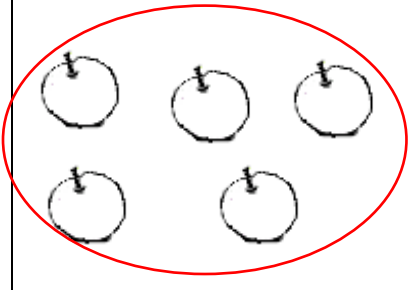
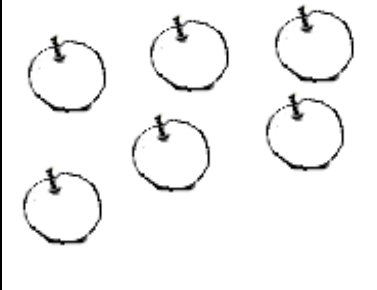
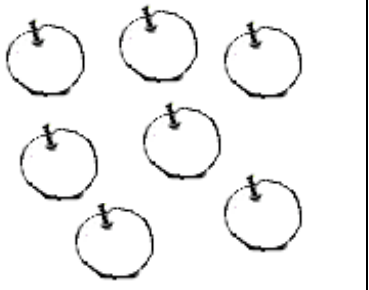



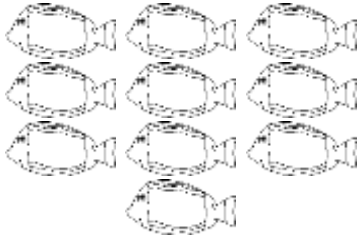
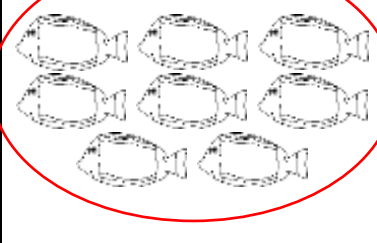
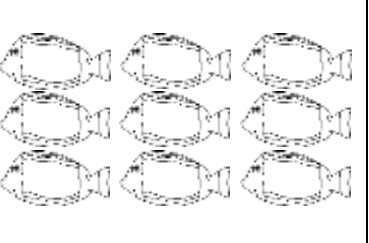



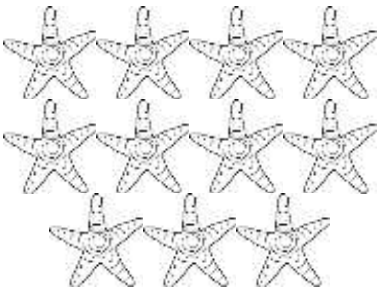
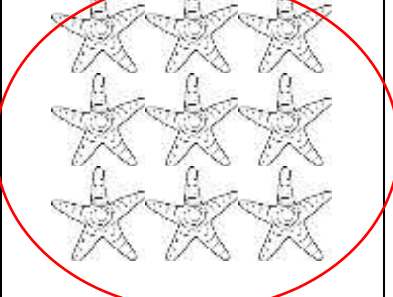

$$5 + \underline{5} = 10$$




$$9 + \underline{1} = 10$$

# ONE LESS SHEET 4 ANSWERS

Circle the picture in each row that is **one less** than the number.

|    |    |                                                                                     |                                                                                      |                                                                                       |
|----|----|-------------------------------------------------------------------------------------|--------------------------------------------------------------------------------------|---------------------------------------------------------------------------------------|
| 1) | 6  |    |    |    |
| 2) | 8  |    |    |    |
| 3) | 9  |   |   |   |
| 4) | 7  |  |  |  |
| 5) | 10 |  |  |  |


# ANIMAL SUBTRACTION TO 10 SHEET 1B ANSWERS



$$\begin{array}{r} 7 \\ - 3 \\ \hline 4 \end{array}$$



$$\begin{array}{r} 5 \\ - 2 \\ \hline 3 \end{array}$$



$$\begin{array}{r} 6 \\ - 1 \\ \hline 5 \end{array}$$















$$\begin{array}{r} 7 \\ - 5 \\ \hline 2 \end{array}$$



$$\begin{array}{r} 6 \\ - 4 \\ \hline 2 \end{array}$$

# TRACE THE SHAPE SHEET 3 ANSWERS

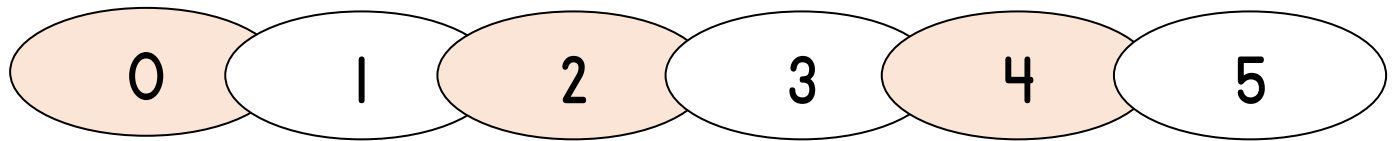
|            |                                                                                     |                                                                                      |                                                                                       |
|------------|-------------------------------------------------------------------------------------|--------------------------------------------------------------------------------------|---------------------------------------------------------------------------------------|
| Trapezoid  |    |    |    |
| Oval       |    |    |    |
| Semicircle |  |  |  |
| Rhombus    |  |  |  |

Color the shapes with 4 sides yellow.

Color the shapes with curved lines green.



## ADD AND SUBTRACT WITHIN 5 SHEET 2 ANSWERS



$1) \quad 2 + 1 = 3$

$11) \quad 4 - 2 = 2$

$2) \quad 1 + 3 = \underline{4}$

$12) \quad 3 - 3 = \underline{0}$

$3) \quad 0 + 2 = \underline{2}$

$13) \quad 1 - 0 = \underline{1}$

$4) \quad 3 + 0 = \underline{3}$

$14) \quad 3 - 1 = \underline{2}$

$5) \quad 1 + 2 = \underline{3}$

$15) \quad 5 - 2 = \underline{3}$

$6) \quad 4 + 1 = \underline{5}$

$16) \quad 4 - 3 = \underline{1}$

$7) \quad 3 + 2 = \underline{5}$

$17) \quad 2 - 2 = \underline{0}$

$8) \quad 0 + 3 = \underline{3}$

$18) \quad 5 - 4 = \underline{1}$

$9) \quad 3 + 1 = \underline{4}$

$19) \quad 3 - 2 = \underline{1}$

$10) \quad 1 + 4 = \underline{5}$

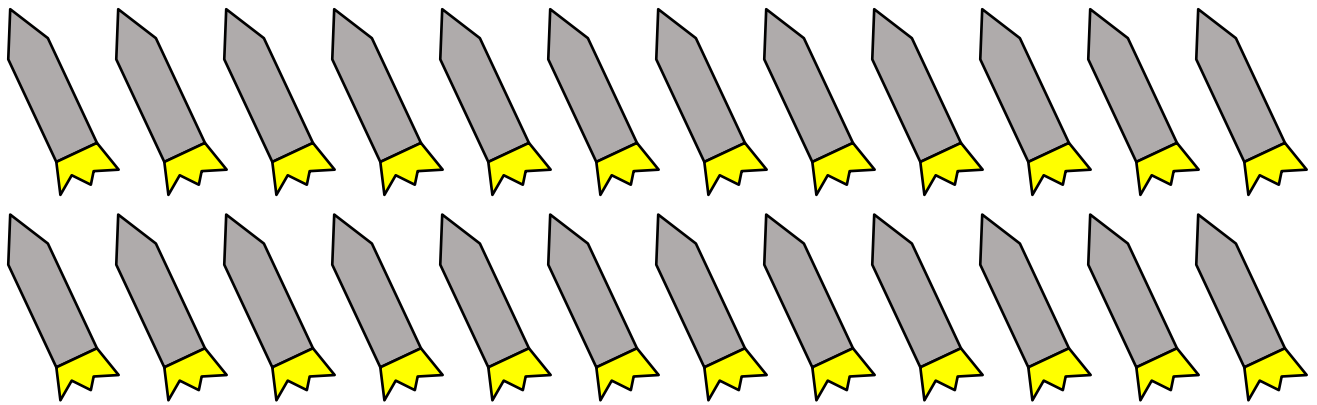
$20) \quad 4 - 0 = \underline{4}$

# COUNTING TO 25 SHEET 4 ANSWERS

Help Captain Salamander to count the stars and rockets.



How many stars? 22



How many rockets? 24



# EASY AS 1..2..3 ANSWERS

Draw 1, 2 or 3 dots in each small square so that the number of dots in each row and column is 6.

