

ELEVENS CARD GAME

Elevens is a solo card game which can be played in a few minutes. There are many different variations you can use to make the game more interesting.

The aim is to cover up pairs of numbers that add up to 11.


Age range: 1st Grade and upwards

Number of players: 1

Learning: number bonds to 11,

You will need

- A pack of playing cards.



Instructions


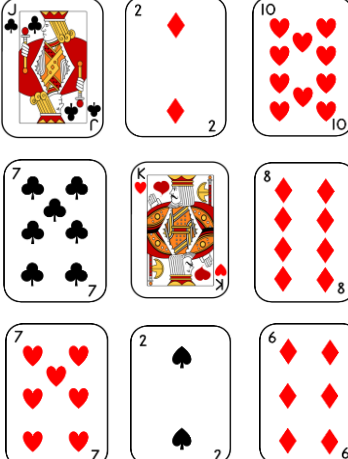

- You start off with 3 lives.
- The cards are all shuffled and placed face down in a stack.
- The first 9 cards are taken and placed in a 3 by 3 grid face-up as shown above.
- The player then looks for top cards with the following properties:
 - o A pair of cards that total 11
 - o A trio of Jack, Queen and King
- If either of these combinations is found then the cards are covered up by new ones from the stack which are placed face up on the grid.
- This is then repeated.
- If none of the two properties can be found, then the player may place one card from the stack in the center position and lose a life.
- Once the player has no more lives and none of the properties can be found, the game is over and the player has to start again.
- If the player manages to place all the cards in the stack on the 3 by 3 grid then they have won the game.

Variations (change the rules to make the game more interesting)

- Allow unlimited lives and just carry on putting extra cards from the stack into the middle if none of the two properties are available.
- No extra lives allowed. If none of the two properties are available on the grid then you lose the game and have to start again.

ELEVENS CARD GAME

Examples of Play

		
<p>Properties to match 8 clubs + 3 clubs = 11 10 spades + Ace diamonds = 11 6 hearts + 5 clubs = 11</p>	<p>Properties to match None</p>	<p>Properties to match Jack + Queen + King = set of 3 9 diamonds + 2 diamonds = 11 7 clubs + 4 diamonds = 11</p>