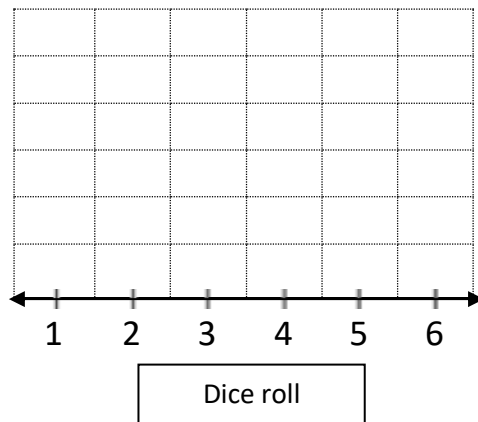




## LINE PLOTS CHALLENGES SHEET 3:1

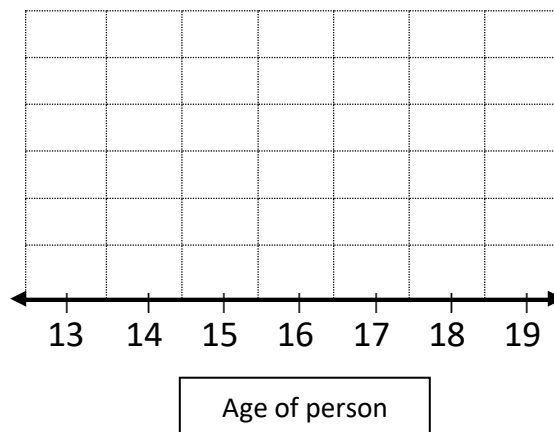
1) Captain rolls a dice 18 times and records the results on a line plot. Use the clues to complete the line plot.


- He rolled every number between 1 and 6 at least once.
- The most common number rolled was a 4 which was rolled six times.
- Captain rolled four 1s.
- He rolled twice as many 4s as 6s.
- The number he rolled the fewest times was a 3.
- He rolled the same number of 2s and 5s.



2) A group of 17 teenagers were asked to complete an online survey and their ages were recorded. Use the information below to complete the line plot of their ages.

- No 14-year olds were in the survey. All other age groups were represented.
- Only two 19-year olds and just one 15-year old were in the survey.
- The number of 18-year olds was double the number of 13-year olds.
- The age which had the highest representation were 16 year olds.
- The number of 17-year olds was 3 which was one less than the number of 18-year olds.

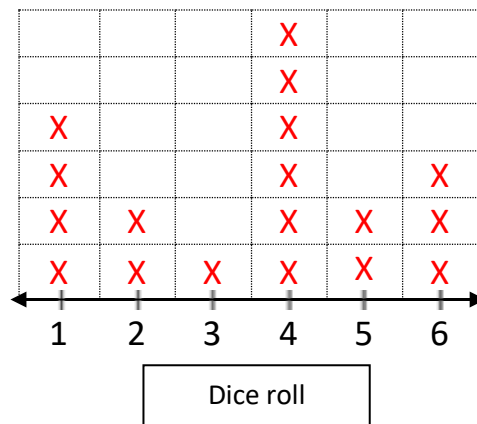




## LINE PLOTS CHALLENGES SHEET 3:1 ANSWERS

1) Captain rolls a dice 18 times and records the results on a line plot. Use the clues to complete the line plot.

- He rolled every number between 1 and 6 at least once.
- The most common number rolled was a 4 which was rolled six times.
- Captain rolled four 1s.
- He rolled twice as many 4s as 6s.
- The number he rolled the fewest times was a 3.
- He rolled the same number of 2s and 5s.



2) A group of 17 teenagers were asked to complete an online survey and their ages were recorded. Use the information below to complete the line plot of their ages.

- No 14-year olds were in the survey. All other age groups were represented.
- Only two 19-year olds and just one 15-year old were in the survey.
- The number of 18-year olds was double the number of 13-year olds.
- The age which had the highest representation were 16 year olds.
- The number of 17-year olds was 3 which was one less than the number of 18-year olds.

