










Name

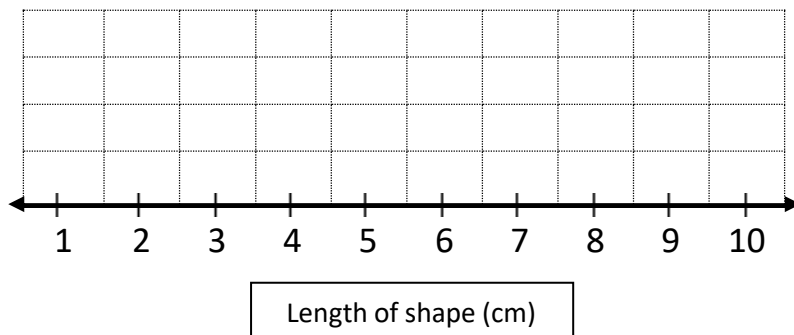
Date



CREATING LINE PLOTS SHEET 2:4

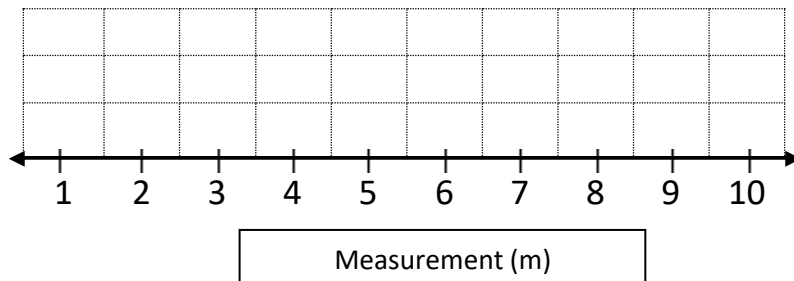
1) Create a line plot for the length of each of these shapes.

			
Length: 8 cm	Length: 4 cm	Length: 7 cm	Length: 8 cm
			
Length: 6 cm	Length: 3 cm	Length: 6 cm	Length: 9 cm




2) Create a line plot from the 10 measurements below:

3 m	7 m	4 m	5 m	3 m
6 m	2 m	8 m	4 m	10 m











Name

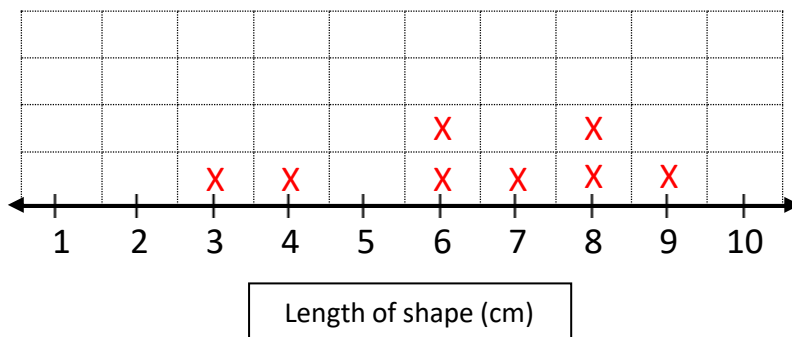
Date



CREATING LINE PLOTS SHEET 2:4 ANSWERS

1) Create a line plot for the length of each of these shapes.

			
Length: 8 cm	Length: 4 cm	Length: 7 cm	Length: 8 cm
			
Length: 6 cm	Length: 3 cm	Length: 6 cm	Length: 9 cm



2) Create a line plot from the 10 measurements below:

3 m	7 m	4 m	5 m	3 m
6 m	2 m	8 m	4 m	10 m

